




District Report Card: 2017			
<b>State:</b> Jharkhand		<b>District:</b> Lohardaga	
<b>Class:</b> 5		<b>Subject:</b> Language	
<b>Schools:</b> 59		<b>Students:</b> 1102	


### Participation/Coverage


#### Students

<div>GENDER</div> <div></div>	Boys		Girls	
	Number	%	Number	%
	544	49.36	558	50.64

<div>AREA</div> <div></div>	Rural		Urban	
	Number	%	Number	%
	929	84.30	173	15.70

<div>CATEGORY</div> <div></div>	SC		ST		OBC		GEN	
	Number	%	Number	%	Number	%	Number	%
	32	2.90	702	63.70	335	30.40	33	2.99

<div>CWSN</div> <div></div>	LD	VI	HI	S&LD	ID	Oth
	1	7	2	1	1	3

<div>Management</div> <div></div>	Government		Government-aided	
	Number	%	Number	%
	1033	93.74	69	6.26

### Average Performance of Students in Language (%)

Overall	Gender		Area		Management		Social Group			
	Male	Female	Rural	Urban	Govt.	Aided	SC	ST	OBC	GEN
58.22	56.35	60.05	57.49	62.16	58.21	58.36	63.33	57.80	58.39	60.61

### Performance on Learning Outcomes (LOs)

Learning Outcomes	Description	Average Performance(%)
L504	Reads and comprehends independently storybooks, news items/ headlines, advertisements etc.	53.63
L508	Reads text with comprehension, locates details and sequence of events	60.52

Range of Performance of Students who Answered Correctly							
Below 30%		30% - 50%		50% - 75%		Above 75%	
Number	%	Number	%	Number	%	Number	%
138	12.52	265	24.05	441	40.02	258	23.41

### Lowest Performing Learning Outcomes (LOs)

- 1 - Reads and comprehends independently storybooks, news items/ headlines, advertisements etc. (53.63)
- 2 - Reads text with comprehension, locates details and sequence of events (60.52)